

5.5"

5.5"

SCORING AND MOVING

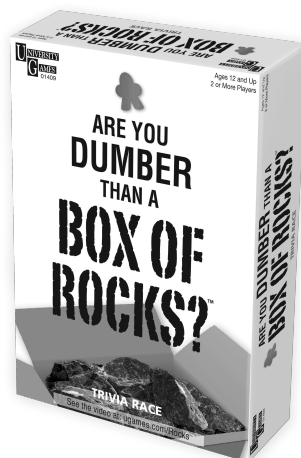
1. If a player places all 5 Pegs in the correct order, he/she moves 5 spaces forward.
2. If a player places only 1, 2 or 3 Pegs in the correct order, he/she moves the same number of spaces as the number of Pegs placed in the correct order.
3. If a player does not place any of his/her Pegs in the correct order he/she does NOT move any spaces.
4. Play continues to the right, with the next player choosing a Topic Card and reading the question aloud to the group.

WINNING THE GAME

The first player to reach FINISH on the Game Board wins the game.



TIP OF THE TONGUE®
2-6 Players, Ages 12+



ARE YOU DUMBER THAN A BOX OF ROCKS?™
2 or More Players, Ages 12+

See our entire line of games and puzzles at:



SORT IT OUT - © Wildstone PKG LTD. Made under license from Wildstone PKG LTD.
© 2019 University Games Corporation, San Francisco, CA 94110. All Rights Reserved. U. Games Australia, Level 1, 10 Willoughby Rd, Crows Nest NSW, Australia 2065. University Games UK, 31 Newington Green, Islington, London N16 9PU, UK. Retain this information for future reference. MADE IN CHINA. B012000 06/19



Ages 12 & Up
2-4 Players



INSTRUCTIONS

8.5"

Sort it Out-IM

5.5"

5.5"

OBJECT OF THE GAME

Be the first player to reach FINISH on the Game Board.

CONTENTS

- Game Board
- 4 Moving Pieces
- 4 Playing Boards
- 20 Pegs (4 sets of 5 Pegs)
- 280 Topic Cards

SET-UP

- Each player takes a Playing Board and a set of 5 different Pegs (Purple, Yellow, Green, Blue, Red) and selects a Moving Piece.
- Shuffle the Topic Cards and place a pile next to the Game Board. The cards should be facing topic side up and placed within reach of all players.
- Players place their Moving Pieces on the START space on the Game Board.

HOW TO PLAY

1. The youngest player (The Reader) goes first and picks a Topic Card from the top of the deck. He/she reads the question aloud to all the players and places the card (topic side up) in the middle of the table for everyone to view.

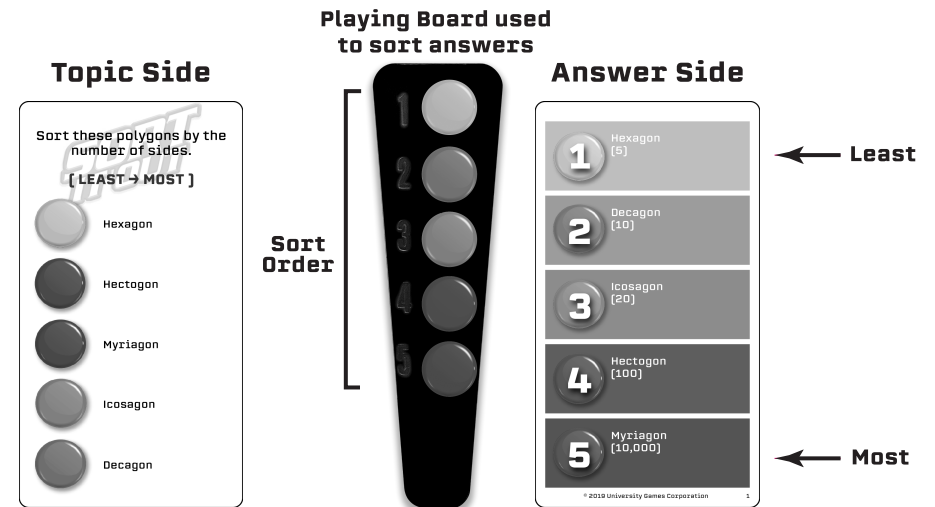
NOTE TO THE READER: Be sure NOT to let anyone see the answers on the back.

2. All Players now respond to the question on the Topic Card by placing their 5 different Pegs in the order they believe is correct. Pegs must be placed inside the Playing Boards within approximately 2 minutes.
3. Once all the players have finished placing their Pegs into their Playing Boards, the Reader flips over the Topic Card. All the players check their answers.

TYPES OF CARDS

Sorting Topic Cards:

When a player picks a Sorting Topic Card, he/she is asked to sort a list of 5 items into the correct order.



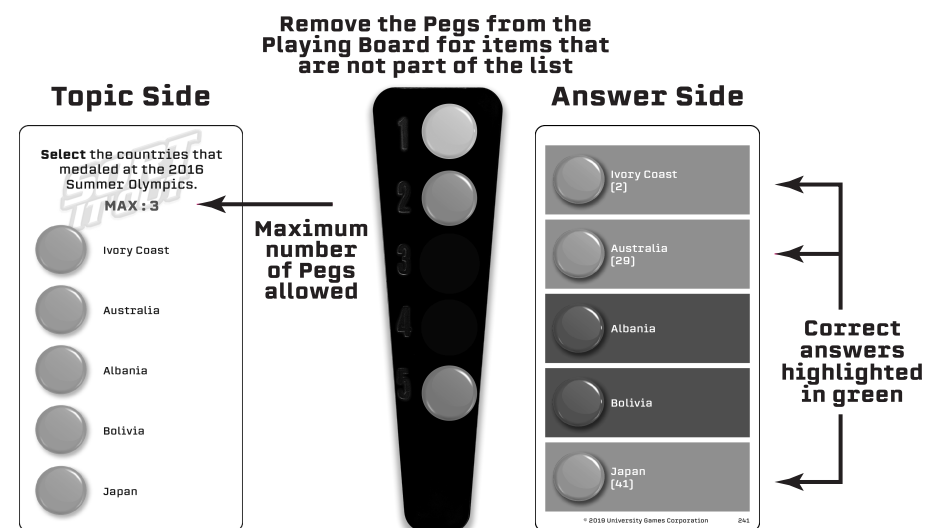
Listing Topic Cards:

When a player picks a Listing Topic Card, he/she is asked to select all the items that belong in the list. Players can use any of their Pegs to indicate the items he/she believes are correct. The maximum number of Pegs allowed to answer is indicated on the card as follows:

Max 4: means that 3 or 4 items are correct.

Max 3: means that 2 or 3 items are correct.

Max 2: means that 1 or 2 items are correct.



8.5"

Sort it Out-IM