




See our entire line of
Pete the Cat games and puzzles at:
AREYOUGAME.COM®



Pete the Cat
The Missing Cupcakes
Game
Ages 3 and Up



Pete the Cat
Groovy Buttons
Game
Ages 3 and Up



Pete the Cat
The Wheels on the Bus
Game
Ages 3 and Up

Pete the Cat is a Registered Trademark of Pete the Cat, LLC, US Reg. #3820216, #4903976, #5104976 © 1999, 2010 James Dean by arrangement with MerryMakers, Inc.

© 2020 University Games Corporation, San Francisco, CA 94110. Briarpatch is a registered trademark of University Games Corporation. All Rights Reserved. U. Games Australia, Level 1, 10 Willoughby Rd, Crows Nest NSW, Australia 2065. University Games UK, 31 Newington Green, Islington, London N16 9PU, UK. Retain this information for future reference.
MADE IN CHINA. B012699 12/20




01255
BRIARPATCH®

2-4 players
Ages 3 And Up

Pete^{the} Cat®

Pizza Pie Game



Instructions

Contents:

Game Board • 4 Character Pawns • 40 Silly Pizza Toppings • 1 Spinner

Object of the Game:

Players work together to collect Toppings and place them on the Game Board Pizza to complete the perfect pizza for Pete the Cat's pizza party!

Set Up:

- Players place all Pizza Toppings in the bottom of the Game Box.
- Each player chooses a Character Pawn and places it on the corner space of the Game Board that features that character.



How to Play:

The last player to have eaten pizza goes first by spinning the Spinner and moving clockwise on the Game Board the number of spaces indicated on the Spinner.

Players will land on any of the following three types of spaces:



Green Space: If a player lands on a green space, the player will select the same number of Toppings from the Game Box and places them in front of him/herself. The player will

chant, "It's a party, a party, a pizza party!" and include all the Toppings now in front of them. For example, if they picked up the two Toppings of pickles and popcorn, they would announce, "It's a party, a party, a pickle, popcorn, pizza party!" If a player forgets to sing the chant, they must put one Topping back into the Game Box.

Red Space: If a player lands on a red space, the player will return that number of Toppings to the Game Box. If that player does not have enough Toppings in front of them, they must remove Toppings from the Game Board Pizza and return them to the Game Box. If neither the player nor the Game Board Pizza have any Toppings, play continues.

Pizza Space: If a player lands on a space with a Pizza on it, he/she gets to select any two Toppings from the Game Box and give them to any other player playing the game.

Once a player has collected five or more Toppings, on their turn they can place all of their Toppings anywhere on the Game Board Pizza.

Play continues with players placing Toppings on the Game Board Pizza until there are no more Toppings. If players have less than 5 Toppings in front of them at the end of the game and there are no more Toppings to collect, players may put their Toppings on the Game Board Pizza to end the game.

How to Win:

When the Game Board Pizza has all the Toppings from the Game Box added to it, the game is done! All at once, players say, "Let's eat!" After all, the perfect pizza is a pizza shared with friends!